


Access Port Systems

Paediatric Patient Guide



For an easy understanding of the device

B | BRAUN
SHARING EXPERTISE

Paediatric patient guide



My name is: _____

I was born on: _____



Hello, _____,
my name is Dr _____,
you or your parents can call me
anytime to this number:

We are at the hospital:

Your nurse will be _____
and, like me, you can call her whenever
you need at this number:




Paediatric patient guide



Hi, I am your access port and I will help you all through this guide to understand who I am and what I am used for.

Hello, my name is _____,
who are you?





What do you look like?

I am made of a **metallic cup** closed with a **septum** to make a small reservoir in an **Epoxy** or **PSU** envelope.

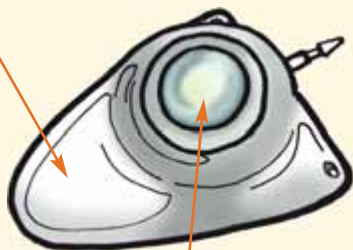


metallic cup



I am connected to a **catheter** and we will be placed in your body to facilitate your treatment.

Epoxy = hard transparent resin
PSU = plastic



Septum = round silicone pad closing your port



A **catheter** is a long and thin tube taking the medicine inside your body.

Paediatric patient guide



But why do I need an access port?



Sometimes children with an illness have to have lots of medicines. Then, the doctor places me under their skin. With me, you can have your medicine both at hospital or at home to help you keep fit and go on playing with your friends!!



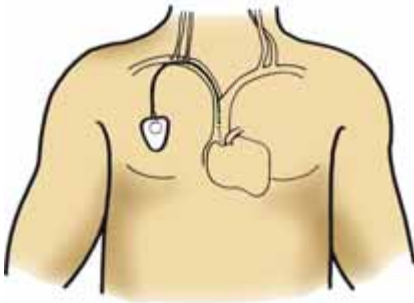


What happens during the **operation**?



The doctor places me under your skin, that's why you will not be able to see me!!

That's right, for the placement of your access port, I will use a vein called:



On this drawing you can see the veins that can be used and the catheter attached to your access port.

operation: it is when the doctor places the access port under your skin.

Paediatric patient guide



And will it hurt?



No, it won't. Before you get to the operating theatre, you will be taken to the anaesthetic room, this is a special room where another doctor, the anaesthetist, will give you a special sleep, so that the operation will be totally painless!!




The operation itself will not last many minutes and then, you will wake up in another room called the recovery room. Then mum or dad and the nurse will come and fetch you and take you back to your room.

That's it, it's all over now!

On the ____ / ____ / ____
I gave you your access port. It is called

and has a special number called lot
number which is:

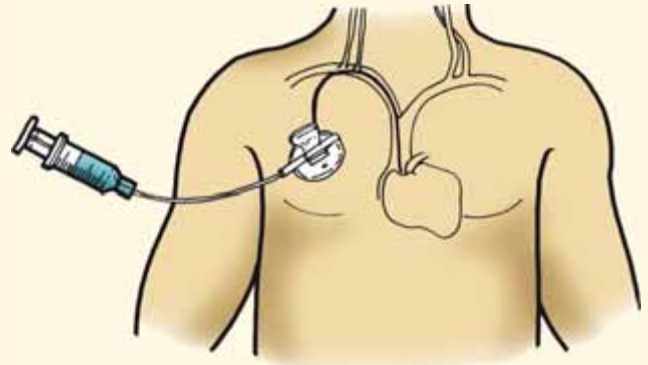


Paediatric patient guide



So now that I have my access port, how will I get my medicines, how do you work?

For your treatment, your nurse needs to inject you with some medicines and thanks to me, she will no longer puncture your veins but will put the needle directly into the septum. In this way, your injection will not be painful. During the **infusion**, the medicine goes through the **catheter**.



Infusion: when a bag of fluid or a pump is attached to the needle and the contents are allowed to flow into the vein.

Horizontally:


- 1 tube connected to your port
- 2 reservoir implanted in your body
- 3 silicone part closing the reservoir of your port
- 4 act performed by the doctor to place your access port
- 5 biological tube where the catheter is inserted

Vertically:

- 1 she will perform the punctures of your access port
- 2 its size will not exceed 1 or 2 cm
- 3 one possible material for your port's envelope
- 4 act of receiving continuous treatment



Your turn to play now, can you remember?



Solution: Horizontally: 1: catheter; 2: port; 3: septum; 4: operation; 5: vein. Vertically: 1: nurse; 2: scar; 3: epoxy; 4: infusion

Paediatric patient guide

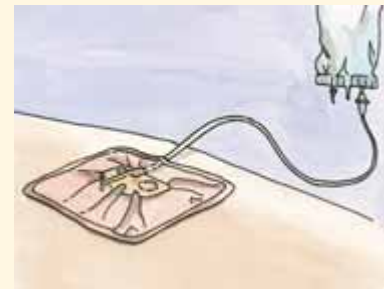


And will it hurt when the nurse does the puncture?

Of course not, don't worry, your nurse will put a special cream on your skin before the puncture, so that you won't feel the needle when the port is used.

After the preparation, your nurse will puncture the port through your skin and the septum.

If the needle stays in place, it will be covered with a transparent dressing that will be changed every two days. If the port is not used, the dressing will be changed every five days.



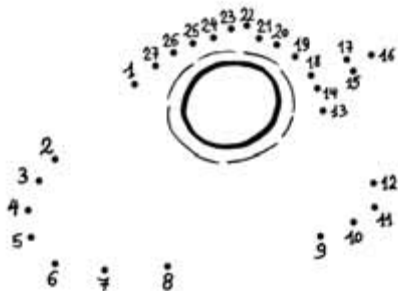


But then everybody will see I am ill?



Once more, don't worry, people will hardly see me! I am not big, see, if you link the points in the right order, I will appear in my actual size!!

Your scar will not exceed 1 or 2 centimetres! And when your port is not used, you won't need any dressing on it, so that after a few days only, you will be able to go back to your favourite activities!! You will even be allowed to shower or go swimming!!



Actual size of your scar:



Paediatric patient guide



Take your crayons now!!
You can enjoy colouring these drawings.





Now it is your turn to play at checking if my explanations were good!! Do you think the following sentences are right or wrong?

After the placement, you will be able to go to school again.

For your treatment you will stay in hospital away from your family.

Using your port, the injection will be painless.

Before total healing of the scar, you will be able to play games with your friends.

With your port, you will be able to play football.

You will be sleeping during the operation.

With your port, you will be able to have a shower or go swimming.

After the placement, everybody will be able to see your port.

Put the "YES" or "NO" stickers on the above boxes.



B. Braun Medical S.A.S. | 204, avenue du Maréchal Juin | BP331 | 92107 Boulogne Cedex | France
Fax +33 5 49 52 88 77 | www.bbraun.fr | www.aesculap-extra.net

Subject to technical changes. All rights reserved.
This brochure may only be used for the exclusive
purpose of obtaining information about our
products. Reproduction in any form partial or
otherwise is not permitted.

CE marked

ZCPA0546 Ed01

05/2011